

The *Camellia*  
REVIEW



Front Cover: 'Betty Foy Sanders'  
Photo Credit: Brad King

Inside Cover: 'Night Rider'  
Photo Credit: Brad King



Published by the Southern California Camellia Society  
[socialcamelliasociety.org](http://socialcamelliasociety.org)  
Bradford King, Editor [bdk@usc.edu](mailto:bdk@usc.edu)  
Kristina Hooper, Production Editor [khoop3r@gmail.com](mailto:khoop3r@gmail.com)  
Bobbie Belcher, Corresponding Secretary & Membership  
Southern California Camellia Society

© 2017, all rights reserved.

## TABLE OF CONTENTS

The Cover Photos	2
Invitation to Join	3
Officers and Directors	4
Thoughts from The Editor by Brad King	4

### FEATURES

Birds and Camellias by Brad King	5
Camellias Make A Wonderful Winter by Brad King	9
Keeping Camellias Alive and Healthy by James Fitzpatrick	15

### DEPARTMENTS

Camellia Species: <i>C. lutchuensis</i> by Brad King	18
What's New at Nuccio's: Long-blooming Camellias by Anne Dashiell	19
Tea: Who Drinks Tea? by Brad King	21
Camellia Art: My Journey with Camellias by Akiko Enokido	23
From the Archives: Q&A Part II with Marilee Gray & Sergio Bracci	28
Parting Shot: When Winter Came by Linda and Joe Tunner	30

*The 2017 Camellia Nomenclature published by the Southern California Camellia Society can be purchased on Amazon for \$20. Visit Amazon.com, click on books and search "2017 Camellia Nomenclature"*

### An Invitation to Join

Annual membership - \$35 includes subscription to *The Camellia Review*, three issues per year.

Sponsoring member: \$50 Sustaining Member: \$100 Patron member: \$150

Send payment to Southern California Camellia Society,

Memberships can also be paid online at [socalcamelliasociety.org](http://socalcamelliasociety.org).

## BOARD OFFICERS

President	Bradford King	bdk@usc.edu
Vice-President	James Fitzpatrick	JJF4849@yahoo.com
Treasurer	Beth Stone	bethstone@earthlink.net
Recording Secretary	Carol Stickley	cstickley@gmail.com
Membership	Bobbie Belcher	bobbiebelcher@gmail.com

## DIRECTORS

Anne Dashiell	anne@dashiell.net
Joey Goldfarb	joeyhe@aol.com
Kristina Hooper	khoop3r@gmail.com
David MacLaren	dmaclaren@huntington.com
Alexis Slafer	aslafer@ca.rr.com
Susan Stull	s-stull10@earthlink.net
Linda Tunner	
Wayne Walker	waynefredwalker@gmail.com

## Thoughts From The Editor

Brad King, Editor



During the long hot days of summer, camellia buds are forming, increasing in size during the warm days of the fall, then bursting into bloom during the cooler days of winter. In fall and early winter the landscape sun camellias are first to herald the season. The peak winter bloomers are the beautiful *C. japonica* and *C. reticulata* flowers. I have tried to capture the joys of the camellia season in the feature articles “Camellias Make A Wonderful

Winter” and “Camellias And Birds”. The development of fragrance in camellias is highlighted in the brief story about *C. lutchuensis*'s role in hybridizing scented varieties. A walk in the garden to discover what has bloomed may be heightened by sipping a cup of hot tea or later in the day a glass of ice tea while reading “Who Drinks Tea” and “What’s New At Nuccio’s” in this issue of the Camellia Review.

Jim Fitzpatrick chronicles the problems growing camellias during the recent years of drought and provides some ways he has learned to grow his camellias in “Keep-

ing Camellias Alive & Healthy”

It is a distinct pleasure to publish “My Journey with Camellias.” by Akiko Enokido. She tells a lively story about her life in Japan and America with camellias. Akiko has exhibited her art work internationally, winning a gold medal at the Royal Horticultural Society in London in 2016 with a collection of eight paintings titled “*Classical Camellia Japonica*”. She has been painting camellias the last five years. In a recent interview she was asked “What would you hope people would appreciate when viewing your work?” She responded “I hope people would enjoy the beauty of the camellia, a masterpiece co-created by mother nature and human. I hope viewers could see the stamens transforming to small petals, intertwined with each other; gold pollen hidden deep inside the center petals; and firm buds covered with delicate silver hair.”

We close this issue with *When Winter Came*, the “Parting Shot” by Linda and Joe Tunner as winter 2017 arrives with the promise of more rain in Southern California than the past four years.

We are always looking for camellia articles and writers to publish. Deadlines for submitting articles to Editor Brad King (bdk@usc.edu) are SPRING: February 1, 2017, FALL: September 1, 2017, WINTER: December 1, 2017.

## Birds and Camellias by Brad King

Many birds look for food, seek shelter and build nests in camellias. The bright colored camellia flowers attract hummingbirds. However, getting a photo of these rapid moving, fleet little birds takes a bit of luck and loads of patience.





*A male Anna's Hummingbird in  
'Tama No Ura'*



*A male Allen's Hummingbird enjoys  
the sugar water feeder*

Hummingbird feeders among camellia blooms of 'Adolphe Audusson Variegated' and 'Prima Ballerina' provide interesting viewing during winter months in Southern California.

Inspiration for some camellia names comes from colorful birds. The hybrid camellia 'Blue Bird' is a good example. The deep pink flower with blue tones reminds us of a "bluebird". In America, we have three beautiful "blue birds" –the Mountain Blue Bird, Western Blue Bird and Eastern Blue Bird. The use of DDT decimated the Eastern Blue Bird population until this pesticide was banned. People rallied by building and placing nesting boxes for this lovely "blue bird" such that it is now seen throughout its original range.



*'Blue Bird' Camellia*




*Western Blue Bird*

White Doves are symbols of love and peace. Doves are also religious symbols of Judaism and Christianity. The Japanese *C. sasanqua* 'Mine-No-Yuki' (Snow on the Mountain) is better known as 'White Doves' in America. The white semidouble flowers are borne on a low growing bush that has become a popular landscape plant.



*'White Doves'*



*'Hiryu' aka 'Red Bird'*

The *C. sasanqua* 'Hiryu' is also known as 'Red Bird' because of its crimson red flower. The wavy and twisted petals unfurl from a tight bud which makes a nice display in a fall garden. 'Miyakodori' is Japanese for seagull which is the name given to a pure white medium semidouble flower with elongated petals like the wings of a gull. This flower was named not just for its gull like wings but because it blooms when the gulls migrate in Japan.



*'Miyakodori'*



*Male Peacock*

The peacock with its massive tail and iridescent colors has fascinated people for years. During the breeding season, he defends his territory by displaying his gorgeous tail feathers and screeching. Recently it was discovered that the tail feathers quiver emitting a low frequency sound we humans can't hear but is used to attract mates. The female peahen's plumage blends with the earth tones of the garden which is good for survival when nesting and raising a brood of peachicks.

Peafowl are not native to America but are a popular attraction in the Los Angeles Arboretum in Arcadia where the Southern California Camellia Society holds its monthly meetings from October through April on the third Thursday of the month except December. The 250 to 300 Peafowl present today all descended from three pair that Lucky Baldwin imported in the late 1800's from India. The native coyotes, bobcat, and raccoons manage to keep the population to somewhere under 300.

One of the most beautiful camellias bred from 'Tama No Ura' is 'Tama Peacock'. This *C. japonica* has a small tubular semidouble flower. The maroon color bleeds and blends into a clear white border that is as dramatic as its namesake's tail. The plant grows upright in a pendulous manner. It produces many early to midseason flowers and sets seeds readily making it a terrific mother plant.



*'Tama Peacock'*



## Camellias Make A Wonderful Winter

by Brad King

As the leaves turn brilliant colors of yellow, orange, and red it ushers in the cooler weather. As the leaves and temperatures drop, they leave the garden with annuals spent and perennials dormant. But in camellia country these colorful evergreen shrubs and small trees begin to bloom. They are the royalty of the winter garden and favorite places for birds to seek shelter and food. In Southern California the camellia flowers provide nectar to the resident hummingbirds in the winter months. The beautiful red camellias are especially attractive to the Anna's and Allen's Hummingbirds that do not migrate. The small perky Ruby Crowned Kinglet, a winter resident, moves quickly among the camellia leaves searching for insects. The Bewick's Wren stays close to ground searching the undercover for food. The male House Finch looks perky among the green foliage in the red bloom of a 'Wildfire'. These are some of the local residents that "make my day" during the winter months.



*Male House Finch in 'Wildfire'*



*'Hugh Evans'*

### SUN CAMELLIAS

The camellia season begins in the fall when *C. sasanqua* and other sun loving camellias begin to bloom. While most camellias are grown in dappled sunlight, these are the camellias that thrive in full sunlight and provide a profusion of flowers in the fall and early winter. It is the mass blooming of bright colored flowers that make the sun camellias outstanding landscape plants. One of the earliest is the profuse blooming 'Hugh Evans' which has a lovely single pink flower. A white flower with a rose red or rose pink border is a classic *sasanqua* flower such as 'Painted Desert', 'Rainbow', 'Double Rainbow', and 'Old Glory'. One of the

most popular landscape camellias that blooms in the holiday season is ‘Yuletide’.



*‘Old Glory’*



*‘Yuletide’*

There are sun camellias that bloom in between the fall blooming *sasanquas* and the winter blooming *japonicas*. One of the best is ‘Egao’ with a large semidouble pink flower and its variegated form ‘Shibori Egao’.



*‘Egao’*



*Descanso Gardens Tea House*

One of the best displays of sun camellias in Southern California is the artfully designed landscape around the Japanese Tea house at Descanso Gardens.

## QUEEN OF THE WINTER

*Camellia japonica* is the Queen of the winter garden with beautiful flowers that are all colors and shades of the rainbow except blue and, of course, brown and black. They can have very small to very large blooms in many shapes from simple

to complex. There are literally thousands of *japonica* varieties. While some have pretty perky single flowers, they most frequently have semidouble flowers. A good example is 'Betty Foy Sanders' which has a white flower variegated with many rose red streaks. (See cover photo). 'Lady Laura' has a medium to large striking pink variegated loose peony flower. Peony formed flowers are called loose when the stamens peek out among the petals and full peony when stamens don't show. Ten percent of camellias have anemone formed flowers. A good example of a medium red anemone *japonica* is 'Rudolph' named by the Nuccio's for Rudolph the red nosed reindeer. The rose formed camellias get their name from hybrid tea roses because they initially have a tight bud center which over several days opens up displaying the stamens. Most people prefer roses and camellias with a bud center. 'Glen 40 Variegated' illustrates this in the accompany photo.



*'Lady Laura'*



*'Glen 40 Var.'*

Many camellia lovers find the formal double the most desirable of all the camellia forms. These flowers have many rows of overlapping petals such that no stamens are seen. In fact this complicated flower is sterile with neither stamens nor viable female parts. A very good mid to late season medium formal double is 'Nuccio's Pearl'.

#### KING OF THE WINTER

The King of the winter garden is *camellia reticulata*. The very large flowers are magnificent on the plant or decorating one's



*'Nuccio's Pearl'*

home. The most popular *reticulata* the last fifteen years throughout the camellia show world is 'Frank Houser'. However, the last several years its variegated form has taken over first place as it wins as a single, and in trays of three and five like blooms.



*'Frank Houser Var.' and 'Frank Houser'*

One of the most beautiful newer *C. reticulata* hybrids is 'Barbara Goff'. She has a very large semidouble to formal double soft pink flower borne on a very handsome plant. It was introduced by Gordon Goff who named it for his wife. It is my candidate to knock the Frank Houser brothers off the head table at camellia shows. However, even if she doesn't, the handsome plant with beautiful flowers makes an outstanding show in the garden.



*'Barbara Goff'*



*'Harold L. Paige'*

Many of the *reticulata* hybrids have very large red flowers that stand out among the green foliage. One that blooms late season and can extend the season into April is 'Harold L. Paige.'

#### PRINCESS OF THE WINTER

The non-*reticulata* hybrids are crosses between two camellia species. They are the princesses of winter, the children of a King and his Queen, except these camellias can't have parents with any *reticulata* in their lineage. The first of these hybrids were made between *C. saluenensis* and *C. japonica* varieties. They are also known as "Williamsii" hybrids named for J.C. Williams, the first person to make these crosses in England in the 1940's. They are noted for their vigorous growth and for having many beautiful colorful flowers. 'Adorable' has a small to mid-size bright pink flower that blooms mid to late season. It is a *C. pitardii* hybrid from Australia. 'Night Rider' comes from New Zealand and has one of the darkest black red flowers. It has a miniature to small flower borne on a plant that has red roots and stems with bronze toned new leaves that turn green over time. (See photo of 'Night Rider' inside cover.)

Nuccio's Nurseries, Altadena, California has introduced sixteen non-*reticulata* hybrids. Their most popular hybrid is 'Buttons 'N Bows'. It has a small formal double light pink flower that shades to a deeper pink on the petal edges. Another stand out is their 'Island Sunset' which has a medium semidouble flower with a rich coral pink flower that shades lighter in the center. When at its best, it is awesome.

Kramer Brothers introduced 'Spring Daze' in 1989 which is a widely distributed show winning camellia that also makes a good landscape plant. It has a small to medium formal double to rose form double flower that usually opens into a lovely light blush pink with a bold coral pink edge. It is one of the rose form double blooms that when open is as beautiful as when it is in its bud form.

#### COLD HARDY CAMELLIAS

Camellias can now be grown on the east coast as far north as Maryland by selecting cold hardy varieties. These hybrid camellias make wonderful landscape plants that will thrive down to USDA Zone 5b (-15 degrees F). There are over eighty cultivars to choose from thanks to hybridizers Dr. William Ackerman, Dr. Clifford Parks, Barry Yinger and Longwood Gardens.

Dr. Ackerman's favorite of his 50 introductions was 'Ashton Ballet'. It has a lovely two-toned pink medium rose form double flower.



*'Ashton Ballet' photo by Gene Phillips*



*'April Remembered'*

Dr. Parks introduced a series of cold hardy camellias whose names begin with April. One of the best is 'April Remembered' a large soft pink and white semi double bloom. The most popular cold hardy camellia introduced by Barry Yinger is 'Korean Fire'. It has a small to medium single red flower.



*'Korean Fire', photo by Mason McNear*

Longwood Gardens has introduced a few very cold hardy camellias. 'Longwood Valentine' is a good example with its small to medium single pink flower.

## CONCLUSION

Camellias and birds keep the winter garden beautiful and lively during the late fall and winter months. Camellias have lovely evergreen foliage all year long and absolutely sparkle in the winter when other plants aren't in bloom. Camellias are easy to grow in containers or in the garden.

# Keeping Camellias Alive and Healthy (Or How I Learned to Survive the 5 Year Drought)

By James Fitzpatrick

Southern California (SoCal), defined for this article as the geographic area from San Diego County north to the Santa Barbara County northern line and east from the Pacific Ocean to the traditional desert counties of Imperial, Riverside, San Bernardino and eastern portions of Kern County, has experienced an unprecedented five-year drought (2011-15). This continuing condition has catastrophically challenged camellia growers and exhibitors to cope with and overcome many obstacles.

I write here to describe the repercussions of the drought itself on camellias along with some of the accompanying conditions experienced as a direct result of the lack of rain in the SoCal region. The reader may find some solace with a few of my solutions or may offer better ones for all 'Camellia Review' readers if one chooses to write his/her own article addressing such.

## HEAT

Global warming is the principal culprit. NASA reported in October 2016 that this year will be the second-hottest October on record. Combined with a record-smashing January through September—and a very warm first two weeks of November—this new data guarantee that 2016 will exceed the previous hottest year recorded in 2015.

Millions of trees in California forests have died in the last three years as the heat and drought have allowed bark beetle infestation at an alarming rate. The trees no longer produce enough sap to thwart the beetles. Because camellias are trees, they, too, become more susceptible to both trunk and pest infestations. Consequently, the previously undetected virus 'pestalotia' (no known cure according to Tom Nuccio) has caused die-back or killed many of my neighbor's camellias. Over the past five years, I attributed the loss of older in-the-ground 'Carter's Sunburst', 'Nuccio's Gem', and 'Yuletide', as well as several one and two gallon plants to the virus.



*Pestalotia Photo by Brad King*

In the winter months of March 2015 and February 2016 SoCal suffered a week of temperatures exceeding 100 degrees F. The deciduous trees that would normally shade my camellias had not yet produced their canopy of leaves in either year so no natural shade was available. This would be followed by a very hot May and June when the mercury soared into the 100 degree F. range and topped out at 116.9 degrees F. on June 20, 2016, averaging over 112 degrees F. for several hours as recorded on two different thermostats in two locations of my small back yard. On most of these broiling days the humidity index was less than 10 percent. Disaster even for the previous heat and sun tolerant ten-foot-wide 'Shishi-Gashira' which had over forty-percent of its leaves fry in the burning sun and was shaded only by a large wisteria plant.

To cope with the March 2015 heat wave I had platooned over fourteen patio umbrellas, some with diameters as large as six feet, as semi-permanent fixtures with their stands either permanently buried in the ground or piled with large bricks and rocks to reinforce the umbrella stands to withstand the Santa Ana winds. The umbrellas deflected the sun's concentrated heat and served to mitigate evaporation. The retics 'Terrel Weaver' and 'Mandalay Queen' as well as the somewhat heat tolerant 'Minato-no-Akebono' suffered even with umbrellas. The smaller camellias both in ground and in pots were covered with black shade cloth (65%) clothes-pinned to supporting wood struts.

## AIR QUALITY

SoCal had 91 days of ozone exceeding federal standards causing smog as of August 12, 2016, according the South Coast Air Quality Management District as reported in the 'Los Angeles Times.' I leave it to the scientific researchers to determine exactly what the specific deleterious effects of smog are on camellias but I strongly suspect it cannot be good. One could literally 'taste the air' on many days—a phenomenon I have not experienced since moving to SoCal in the summer of 1973. I can say that the heat, low humidity, smog, and drought caused many buds to turn a crisp brown by late August 2016 even when covered with shade. The multitudinous forest fires produced huge amounts of ash propelled more than 26 miles across the San Fernando Valley by relentless winds.

## DROUGHT

Brad King has previously written (CR., Vol. 77, No.1; October 2015) on how to prepare your camellias for mandatory water restrictions if you live in SoCal so please refer to his excellent article. On July 7, 2016, the 'Los Angeles Times' published an informative article on the drought. The National Weather Service confirmed that the last five years have been the driest documented in downtown



Los Angeles since official recordkeeping began almost 140 years ago! With an average 7.75 inches of annual rain recorded there (my records show an average of 6.83 inches for the same period in North Hollywood where I reside). This is less than 50% of the normal recorded rainfall for any other five-year period.

With Department of Water (DWP) mandatory restrictions enforced in the City of Los Angeles (2x per week for less than a 15 minute period before 9 a.m. or after 4 p.m.), the citizens of Los Angeles have responded admirably to conserving water. However, DWP was granted in April 2016 significant stepped increases in water rates over the next few years. Without boring you with details, suffice to say that these increases in water rates and huge decreases in allowable water tiers were promulgated with dire consequences for many of the 65-year-old trees in my neighborhood that suffered from not receiving normal winter rains to replenish their root systems.

Lastly, the DWP water contains high amounts of chlorine. The Environmental Protection Agency defines chlorine as a 'pesticide'. For the past twenty-five years we have used a 'reverse osmosis' cartridge in the home to treat drinking water.

My frequent chemical tests show a level of 3.0 which is the same as my salt treated pool water. The tap water alkalinity measures over 200 ppm and the pH exceeds 8.0 (>7.5 is considered severe) both of which are antithetical to camellia health. The chloride found in tap water combines with calcium, magnesium or sodium to form salts like sodium chloride (NaCl) which builds up in the top five inches of soil. In normal years, the annual rainfall of 15+ inches would help dissolve these salts or push them below the surface soil where the salts can harm camellias. One can diminish the sodium chloride concentration by attaching dechlorinating garden cartridge filters to hoses or irrigation valves. I have yet to install such but plan to do so in the near future if the winter 2017 precipitation does not return to normal.

## CONCLUSION

I continue to prune more severely than previously because the camellia becomes more efficient at producing better and bigger blooms with shorter branches nearer the main trunks. The good news is SoCal did receive 1.3 inches of rain in November which is better than .02 in November 2015. Hope springs eternal!


Camellia Species: *C. lutchuensis*  
Story and Photos by Brad King




*C. lutchuensis*

This species of camellia has a wonderful sweet fragrance that emanates from its many small white single flowers. The flower buds usually have a lovely red spot on the outer petals. Buds grow singly and in small clusters in the leaf axis emerging along the stems and branches among the small pointed leaves. The plant, when mature, can reach ten feet in height. Indigenous to Ryukyu Island, Japan, it makes a good landscape plant in warm frost free areas but can be temperamental.

While camellia flowers are beautiful, the vast majority lack fragrance. There are a few *C. japonica* cultivars that may occasionally produce flowers with a thin scent; for example, 'Herme', 'Kramer's Supreme', and the Higo 'Nioi Fubuki' (scented snow storm). Several *C. sasanqua* varieties have flowers with an earthy musky scent that some people like but others detest, such as 'Bert Jones'. Therefore, when the sweet smelling *C. lutchuensis* became available and it bred easily with *C. japonica*, new fragrant cultivars were introduced. There are now over a hundred non *reticulata* hybrids with *C. lutchuensis* in their lineage. The three most popular are 'High Fragrance', 'Koto-No-Kaori', and 'Minato- No- Akebono'.



'*Minato-No-Akebono*'



*'High Fragrance'*



*'Koto-No-Kaori'*

'High Fragrance' has a pale ivory pink flower with deeper pink on the petal edges. It has a medium peony form flower that grows on an open vigorous plant with light green foliage. It blooms mid to late season. 'Koto-No-Kaori' has a small single rose pink flower that blooms profusely on an upright lacy plant early to midseason. 'Minato-No Akebono' has a miniature single light pink flower that shades to a darker pink. The profuse flowers are borne on an upright somewhat loose plant that blooms early to midseason.

## What's New At Nuccio's: Long-Blooming Camellias

By Anne Dashiell

It seems unfair but the fact of the matter is, the camellia varieties that bloom first are often those that still have blooms at the end of the season when their later blooming cousins are completely bloomed out. Nuccio's carries a number of varieties with unusually long bloom seasons. Consider 'Daikagura', a variety which has been available since at least the 1890s, a large healthy plant can easily have blooms in early November and still have a nice selection of red and white blooms available in March. Another older camellia with a long bloom season is 'Debutante', an early 1900s introduction, with the most dependable peony form bloom of any camellia I am aware of. Bloom begins in November in the San Gabriel valley but there will be many left to grace the show tables in January and February and some will still be showing color when the show season is over. Some more recent introductions also have an unusually long blooming season, 'Joe Nuccio', a non-*retic* hybrid introduced by Nuccio's in 1991 is another early bloomer with a November to March bloom season. This orchid pink, medium formal double has distinctive incurved petals with a deeper tone on the tips. 'Oo-La-La!' another

Nuccio's introduction from the same year also has a long blooming season. This medium pink *japonica* with red stripes and white edges is beautiful both in the garden and on the show table.



*'Daikagura'*



*'Debutante'*



*'Oo-la-la'*



*'Bella Rosa Crinkled'*

Camellias make beautiful bushes or small trees any time of the year but it is their blooms that have given them the name "The Queen of Winter." Gardeners who wish to have them show off their queenly style for as long as possible should consider varieties with an early to late blooming season. Besides those mentioned above others to consider include 'Nuccio's Bella Rosa Crinkled', 'Koshi-No-Yoso'oi', and 'Little Lavender'. All are available at Nuccio's in one gallon pots.

# Who Drinks Tea?

By Brad King

Worldwide, China is far and away the largest consumer of tea at 1.6 billion pounds a year. However, per person there is a different picture with Turkey, Ireland, and the United Kingdom, home to the world's largest number of tea drinkers. In Turkey people consume about seven pounds each year. Worldwide tea is the most consumed prepared beverage, second to water, as the number one drink. The United States ranks 35th out of the 55 countries noted for tea drinking.

## TEA DRINKING IN AMERICA

Tea can be found in 80 percent of all American households. On any given day over 158 million Americans drink tea. It is the only beverage drunk hot or iced at any time and for any reason. Eighty-five percent of all tea consumed is Black Tea; 14 percent Green Tea; and small amounts of oolong, white and dark tea. America is the third largest importer of tea after Russia and Pakistan. Therefore, just under half of Americans drink tea, with the South and Northeast leading the way. It must be noted that 85 percent of the tea consumed in America is iced. In the South iced tea is highly sweetened, but this is not as popular in other areas of the country.

Iced tea is also a popular packaged drink. It can be mixed with flavored syrup, with multiple common flavors including lemon, raspberry, lime, passion fruit, peach, orange, strawberry, and spearmint. It accounts for a half billion dollars a year in sales. More than half the hot tea is purchased in bags. Loose tea made up only 1% but continues to grow in volume and dollars while bag sales are flat.



*Prepared iced teas*



*Boxes of bagged teas*

## HERBAL TEA

While “real tea” is prepared only by steeping tea leaves (*Camellia sinensis*), herbal teas are produced from any number of different herbs and combinations of herbs. Herbal teas can be prepared from steeping the leaves, stems, flowers, and roots with added flavors such as cinnamon, cardamom, and ginger. Herbal teas are also sometimes served cold and referred to as iced tea. Sales of herbal teas are also on the increase reaching thirty percent of all tea sales.

## SUN TEA

In the summertime a popular, romantic, and old-fashioned way of making iced tea is to place a few tea bags in big jar of water and let it slowly steep in the sun. It may be sweetened in the jar or individually by the glass to accommodate different people’s preferences. Since it isn’t boiled, bacteria may be present and grow in the heat. Therefore, it is technically not strictly safe, but it is unlikely to make people ill when clean tap water is used and the tea jar is clean. In addition, the caffeine in black tea does somewhat inhibit bacteria growth. Herbal tea should never be used to make sun tea.

## TEA ADDITIVES

Tea is often consumed with additions to the tea and water. Some are flavors added to the tea during processing before they are sold. The most common additions to hot tea are sugar or honey and a slice of lemon with iced tea. The biggest dilemma for tea drinkers is whether to add milk, and if so, before or after the tea has been made. This is a hotly debated topic among tea consumers.

## TEA QUOTES

We close with several quotes that capture the mind of the tea drinker.

First from C. S. Lewis: “You can never get a cup of tea large enough or a book long enough to suit me.” Second from Dostoyevsky (*Notes from Underground*): “I say let the world go to hell, but I should always have my tea.” Third from Henry James (*The Portrait of a Lady*): “There are few hours in life more agreeable than the hour dedicated to the ceremony known as afternoon tea.”

And my favorite from Eleanor Roosevelt: “A woman is like a tea bag - you can’t tell how strong she is until you put her in hot water.”

Camellia Art:  
My Journey with Camellias  
by Akiko Enokido

*(It is my pleasure to introduce Akiko Enokido to our “Camellia Review” readers. Akiko is an active member of the American Society of Botanical Artists, the Botanical Artists Guild of Southern California, and the Japanese Association of Botanical Illustration. She teaches botanical art in the United States and in Japan. Akiko has exhibited in numerous shows internationally and her work is included in the permanent collection of the Hunt Institute for Botanical Documentation. Enjoy! – Beth Stone)*

When I was a child, probably around 5 years old, my father planted one camellia tree as “Akiko’s tree” in the back yard of our house in Japan. One cold morning, when my mother opened the wood shutter, I saw a bright red camellia flower peeking out from the snow. I’m sure this was the first time I saw a camellia. My family moved out of that house 18 years later, but the image of the camellia waiting for spring to come in a lifeless garden never left my mind. The camellia has always been my favorite flower.

My first painting of a camellia was ‘Kramer’s Supreme’. It was blooming at the side of the garage door of my previous house in Southern California. I noticed it was shining in the morning light on the very day we moved to this house. I remembered thinking to myself, “This is indeed my home”. This painting was selected to be exhibited at the 12th Annual International Juried Botanical Art Exhibition of The American Society of Botanical Artists & The Horticultural Society of New York in 2009, and also at the Hunt Institute 13th International Exhibition of Botanical Art & Illustration in 2010. Camellias have brought good fortune to me.



*C. japonica* 'Kramer's Supreme', watercolor on paper, © 2008, Akiko Enokido

In 2011, I was given a permission to submit work for the Royal Horticultural Society (RHS) Botanical Art Show. To participate, the artists must submit at least a series of 6 paintings. Artists are given a maximum of 5 years to submit their work after receiving the permission. My plan was initially to work on the series of street trees in California. However, our family had to move back to Japan. I was not ready for this.

I was back in Japan after 12 years of living abroad, being at a loss of what to do for RHS. I spent most of the first year without inspiration. After patiently tolerating the cold winter of Japan, one day I visited a nursery of camellia in Nara. I was pleasantly surprised by the wide variety of *Camellia japonica* accessible to me, with over 1000 species of camellia. They are mostly in bonsai style in the green house and some of them are about 50 years old. I was so excited I took pictures as



if I was losing my mind. During the season, I visited the nursery every week and made many sketches.

Among many species available to paint, I decided to select the subjects for the RHS Show from the ones that had long history in Japan. The title is “*Classical Camellia Japonica*”. The series of my 8 paintings include: ‘Masayoshi’; ‘Kingyoba-tsubaki’ (“Goldfish Camellia”); Kuro-tsubaki (“Black Camellia”); Ohta-haku (a Higo camellia); Kocho wabisuke (“Butterfly Wabisuke”); Koku-ryu (“Black Dragon”) and Kujaku tsubaki (“Peacock Camellia”).



*C. japonica* ‘Donckelarii’ (syn. ‘Masayoshi’), watercolor on vellum, © 2015, Akiko Enokido

This is ‘Masayoshi’ which appeared in one of the catalog books “Tsubaki Hanagata Tsuki Oborcho” in 1788. ‘Masayoshi’ was named after the owner of the original tree in Fukuoka Prefecture. In 1829, Dr. Franz Siebold carried this ca-

mellia to the Netherlands from his first journey to Japan. When he arrived at the Antwerp port, the plants were almost dying but his grafted camellias, including 'Masayoshi', were revived by Donkelaar in Belgium. In Europe, it was first described by Dr. Curtis in "Magazine d'Horticulteur" in 1833 and was given the orthographic variant 'Donckelarii'. This became the basis for the cultivation of many new types of camellia in Europe.

'Kinyoba-tsubaki' ("Goldfish Camellia") 1789: These camellias leaves are a strong, glossy green divided to 3-5 at the apices, like the fishtail of a goldfish. It is very unique. I was always fond of the camellia for its unique texture of the leaves. I noticed that vellum was an excellent material to express the thickness and the shiny surface of the leaves. All paintings at the RHS show were painted with watercolor on vellum.



*C. japonica* 'Kingyo-tsubaki' (syn. 'Kinyoba-tsubaki') ("Goldfish Camellia"),  
watercolor on vellum, © 2015, Akiko Enokido

This is 'Kuro-tsubaki' ("Black Camellia") 1829. This flower blooms in late spring. Buds are a blackish color but turns dark red as they blossom. Flowers are pinecone shape in the beginning, but gradually spread open to two layers of petals. I like the color, it is like a shiny gem.



*C. japonica* 'Kuro-tsubaki' ("Black Camellia"), watercolor on vellum, © 2015, Akiko Enokido

Subjects of camellia were found in a nursery called Chinjuan in Nara, Tsubakiyama in Osaka Hatori Botanical Park, and Shokado Park in Kyoto. In the blooming season, I drove three hours every week to one of the locations. Every year between January and April, I have been observing each species of camellia blooming one after another. At each camellia garden, there are volunteers taking care of the plants with utmost care. After much trial and error, I finally submitted my works to RHS Botanical Art show in London in 2016. Fortunately, I was awarded a

Gold Medal. My work would not have been complete without diligent care of camellias at the nurseries. Some of the subjects I painted are very delicate plants and hard to maintain. I hope we can continue to protect these plants, which have more than 300 years of history.

## From The Archives: Q&A Part II

By Marilee Gray & Sergio Bracci

*(Editor's Note: This article first appeared in January-February 1986 issue of the Camellia Review as a report of a Southern California Camellia Society meeting. While both Marilee and Sergio have retired from showing camellias, the wisdom imparted is still relevant today. )*

**Question:** What does it mean when there are few buds on a plant?

**Answer:** Some plants just do not set many buds. That is their nature. However, light has a lot to do with bud setting. Keep your camellias in as much light as possible to get a better bud set. Some plants will bud up one year, and another year they will be sparse. This depends on the weather and the moisture in the air. The root ball has to be kept damp.

**Question:** When do you prune and how severely do you prune?

**Answer:** We are severe pruners. We start to prune after the last show and prune continuously, even when we are picking flowers for a show. We cut back to a leaf bud. Pruning is good for the plant. It opens up the plant to light and new growth. It also gives more room for the flowers to bloom.

**Question:** Is there any one time of the year that you go through the garden and shape up the plants?

**Answer:** No, we pursue the pruning all the time. It is a year round job.

**Question:** What do you do about Phytophthora?

**Answer:** This is a root rot. It is mostly due to poor culture. A good soil mix that drains well and allows a lot of air to circulate down and around the roots will likely prevent root rot. Be careful not to over water. Each plant's need should be considered as to its need for water. *Sasanquas* are a little more resistant to Phytophthora. Most of Nuccio's grafts are on *sasanqua* for this reason.

**Question:** How would you treat a plant that is less vigorous than last year? How would you care for it?

**Answer:** I really don't like to treat a sick plant. It takes too long to bring it back to full vigor. Lack of vigor is almost always due to a root problem.

**Question:** What are mites and what do you do about them?

**Answer:** We do have a problem with rust mites. It seems to occur when a plant is sheltered; for example, under the eaves of the house where it is dry with low air circulation. It is a slow moving insect and should be sprayed with horticultural oil in the fall before flowers are formed. The spray will damage flowers. Mites can also be removed by spraying water on both sides of the leaves—mites breed on the underside of the foliage. This should be done several times over a two week time period in order to remove eggs and newly hatched mites.

**Question:** What is "Subdue" and what does it do?

**Answer:** "Subdue" is a chemical that is being used for inhibiting root rot. I believe it surrounds the roots with a layer of chemicals which prevents the fungi from getting into the root system. Be sure to get a complete coverage of the plant until the solution comes out the drain holes.


**Question:** When do you suggest using it?

**Answer:** Twice a year—once in November because the roots are still active even though the plant is dormant. The second application in the middle of the growing season. Thank You!

# WHEN WINTER CAME...



Hail starts out as ice particles that form in a very unstable air mass, where there is a layer of relatively cool, dry air overlying one of warmer and more humid air. The unstable air provides lift and updrafts that keep circulating the ice particles from cold air to warm to cold-to warm air... etc., until the particles are heavy enough to fall to the ground as hail. Larger hail stones have spent more time traveling in the upper layers of the atmosphere and are formed from more violent storms, which can be destructive and dangerous!



*Green is in the mistletoe-  
and red is in the holly,  
Silver in the stars above  
that shine on everybody.*

*Gold is in the candle light  
And crimson in the embers,  
White is in the winter night  
that everyone remembers.*

*And Winter Came, Enya 11/4/08*

True winter almost never comes to Sunset Climate Zone 24 and so we don't see it at our home in Leucadia, California. The year 2006 surprised us with a taste of winter, when the second hail storm of the year fell on some brand new plants and gardens we were in the process of creating (3/11/06).

*Then and Now*  
Both the original Esther's Garden Bed, shown here, and the brand new Higo Circle Garden that protects the entrance to it, please see next page, were covered in hail stones.



Typically, a hail storm is fleeting, but an accumulation like that shown in these photos, means that this storm stayed in the area for several minutes.

There have been deadly hail storms in India, for example.

These pictures depict the initial garden layout under hail and the present day views of the Higo Circle Garden, fully planted. The large plant in the foreground is Ozeki.



One storm in 1888 killed more than 250 people either immediately or later on due to injuries caused by the large, heavy hail stones.

Images like these show that every garden goes through adversity at one time or another. Every garden starts with a small idea and grows into a beautiful presence. People need to understand that they have to persevere and that for every success, all gardeners will have some failures. For this reason, we have selected this brave photo of two year old

*Camellia reticulata*, 'True Chang's Temple', holding onto one of its first flowers. The inset shows a Runner Up win for tray of five, its first crystal ever, at the 2014 Huntington Gardens and Library show. Here's to the survivors in all our yards!





'Ferris Wheel' Photo by Brad King